

Introductory sub-table (I)(a)			
Name of the Company: ATLANTIC COMMERCIAL COMPANY LIMITED			
Scrip Code/Name of the scrip: DSE - 4902			
Class of security: EQUITY			
Quarter ended: 30-September -2015			
<b>Partly paid-up shares:-</b>	<b>No. of partly paid-up shares</b>	<b>As a % of total no. of partly paid-up shares</b>	<b>As a % of total no. of shares of the company</b>
Held by promoter/promoter group	NA	NA	NA
Held by public	NA	NA	NA
<b>Total</b>	<b>NA</b>	<b>NA</b>	<b>NA</b>
<b>Outstanding convertible securities:-</b>	<b>No. of outstanding securities</b>	<b>As a % of total no. of outstanding convertible securities</b>	<b>As a % of total no. of shares of the company, assuming full conversion of the convertible securities</b>
Held by promoter/promoter group	NA	NA	NA
Held by public	NA	NA	NA
<b>Total</b>	<b>NA</b>	<b>NA</b>	<b>NA</b>
<b>Warrants:-</b>	<b>No. of warrants</b>	<b>As a % of total no. of warrants</b>	<b>As a % of total no. of shares of the company, assuming full conversion of warrants</b>
Held by promoter/promoter group	0	0	0
Held by public	0	0	0
<b>Total</b>	<b>0</b>	<b>0</b>	<b>0</b>
<b>Total paid-up capital of the company, assuming full conversion of warrants and convertible securities</b>			
		735000	

For Atlantic Commercial Company Ltd.

Director/Secretary/Member

Statement Showing Shareholding Pattern								
Category code	Category of Shareholder	Number of Shareholders <sup>3</sup>	Table (I)(a)		Total shareholding as a percentage of total number of shares		Shares Pledged or otherwise encumbered	
			Total number of shares <sup>3</sup>	Number of shares held in dematerialized form	As a percentage of (A+B) <sup>1</sup>	As a percentage of (A+B+C)	Number of shares	As a percentage
(I)	(II)	(III)	(IV)	(V)	(VI)	(VII)	(VIII)	(IX) = (VIII)/(IV)*100
<b>(A)</b>	<b>Shareholding of Promoter and Promoter Group</b>							
<b>1</b>	<b>Indian</b>							
(a)	Individuals/ Hindu Undivided Family	0	0	0	0.00	0.00	0	0.00
(b)	Central Government/ State Government(s)	0	0	0	0.00	0.00	0	0.00
(c)	Bodies Corporate	8	509600	0	69.33	69.33	0	0.00
(d)	Financial Institutions/ Banks	0	0	0	0.00	0.00	0	0.00
(e)	Any Others(Specify)	0	0	0	0.00	0.00	0	0.00
					0.00			
	<b>Sub Total(A)(1)</b>	<b>8</b>	<b>509600</b>	<b>0</b>	<b>69.33</b>	<b>69.33</b>	<b>0</b>	<b>0.00</b>
<b>2</b>	<b>Foreign</b>							
a	Individuals (Non-Residents Individuals/ Foreign Individuals)	0	0	0	0.00	0.00	0	0.00
b	Bodies Corporate	0	0	0	0.00	0.00	0	0.00
c	Institutions	0	0	0	0.00	0.00	0	0.00
d	Qualified Foreign Investor	0	0	0	0.00	0.00	0	0.00
e	Any Others(Specify)	0	0	0	0.00	0.00	0	0.00
					0.00			
	<b>Sub Total(A)(2)</b>	<b>0</b>	<b>0</b>	<b>0</b>	<b>0.00</b>	<b>0.00</b>	<b>0</b>	<b>0.00</b>
	<b>Total Shareholding of Promoter and Promoter Group (A)= (A)(1)+(A)(2)</b>	<b>8</b>	<b>509600</b>	<b>0</b>	<b>69.33</b>	<b>69.33</b>	<b>0</b>	<b>0.00</b>

For Atlantic Commercial Company Ltd.

Authorized Signatory/Director

<b>(B)</b>	<b>Public shareholding</b>						NA	NA
<b>1</b>	<b>Institutions</b>						NA	NA
(a)	Mutual Funds/ UTI	0	0	0	0.00	0.00		
(b)	Financial Institutions / Banks	0	0	0	0.00	0.00		
(c)	Central Government/ State Government(s)	0	0	0	0.00	0.00		
(d)	Venture Capital Funds	0	0	0	0.00	0.00		
(e)	Insurance Companies	0	0	0	0.00	0.00		
(f)	Foreign Institutional Investors	0	0	0	0.00	0.00		
(g)	Foreign Venture Capital Investors	0	0	0	0.00	0.00		
(h)	Qualified Foreign Investor	0	0	0	0.00	0.00		
(i)	Any Other (specify)	0	0	0	0.00	0.00		
	<b>Sub-Total (B)(1)</b>	<b>0</b>	<b>0</b>	<b>0</b>	<b>0.00</b>	<b>0.00</b>		
<b>B 2</b>	<b>Non-institutions</b>						NA	NA
(a)	Bodies Corporate	0	0	0	0.00	0.00		
(b)	Individuals							
I	Individuals -i. Individual shareholders holding nominal share capital up to Rs 1 lakh	80	225400	0	30.67	30.67		
II	ii. Individual shareholders holding nominal share capital in excess of Rs. 1 lakh.	0	0	0	0.00	0.00		
(c)	Qualified Foreign Investor	0	0	0	0.00	0.00		
(d)	Any Other (specify)							
	<b>Sub-Total (B)(2)</b>	<b>80</b>	<b>225400</b>	<b>0</b>	<b>30.67</b>	<b>30.67</b>		
<b>(B)</b>	<b>Total Public Shareholding (B)= (B)(1)+(B)(2)</b>	<b>80</b>	<b>225400</b>	<b>0</b>	<b>30.67</b>	<b>30.67</b>		
	<b>TOTAL (A)+(B)</b>	<b>88</b>	<b>735000</b>	<b>0</b>	<b>100.00</b>	<b>100.00</b>	<b>0</b>	<b>0.00</b>

For Atlantic Commercial Company Ltd.

Authorised Signatory/Director

(C)	<b>Shares held by Custodians and against which Depository Receipts have been issued</b>							
1	Promoter and Promoter Group	0	0	0	0	0.00		
2	Public	0	0	0	0	0.00		
	<b>Sub-Total (C)</b>	<b>0</b>	<b>0</b>	<b>0</b>	<b>0</b>	<b>0</b>		
	<b>GRAND TOTAL (A)+(B)+(C)</b>	<b>88</b>	<b>735000</b>	<b>0</b>	<b>100.00</b>	<b>100.00</b>	<b>0</b>	<b>0.00</b>

\* The total number of shareholders under 'Promoter Group' is eight (8), which includes shares held by M/s Midopa Holdings Private Limited and M/s Lotte Trading and Allied Services Private Limited under two different ledger folios of each of them.

For Atlantic Commercial Company Ltd.

Authorised Signatory/Director

**(I)(b) Statement showing holding of securities (including shares, warrants, convertible securities) of persons belonging to the category "Promoter and Promoter Group"**

Sr. No.	Name of the shareholder	Details of Shares held		Encumbered shares (*)			Details of warrants		Details of convertible securities		Total shares (including underlying shares assuming full conversion of warrants and convertible securities) as a % of diluted share capital
		Number of shares held	As a % of grand total (A)+(B)+(C)	No.	As a percentage	As a % of grand total (A)+(B)+(C) of sub-clause (I)(a)	Number of warrants held	As a % total number of warrants of the same class	Number of convertible securities held	As a % total number of convertible securities of the same class	
(i)	(ii)	(iii)	(iv)	(v)	(vi)=(v)/(iii)*100	(vii)	(viii)	(ix)	(x)	(xi)	(xii)
1	AGGRESAR LEASING AND FINANCE PRIVATE LIMITED	130800	17.80	0	0.00	0.00	NIL	NIL	NIL	NIL	NIL
2	BETTERWAYS FINANCE & LEASING PRIVATE LIMITED	130800	17.80	0	0.00	0.00	NIL	NIL	NIL	NIL	NIL
3	XONIX ENTERPRISES PRIVATE LIMITED	64741	8.81	0	0.00	0.00	NIL	NIL	NIL	NIL	NIL
4	LOTUS FINANCE AND INVESTMENTS PRIVATE LIMITED	61751	8.40	0	0.00	0.00	NIL	NIL	NIL	NIL	NIL
5	MIDOPA HOLDINGS PRIVATE LIMITED	54471	7.41	0	0.00	0.00	NIL	NIL	NIL	NIL	NIL
6	LOTTE TRADING AND ALLIED SERVICES PRIVATE LIMITED	54169	7.37	0	0.00	0.00	NIL	NIL	NIL	NIL	NIL
7	LOTTE TRADING AND ALLIED SERVICES PRIVATE LIMITED	8579	1.17	0	0.00	0.00	NIL	NIL	NIL	NIL	NIL
8	MIDOPA HOLDINGS PRIVATE LIMITED	4289	0.58	0	0.00	0.00	NIL	NIL	NIL	NIL	NIL
<b>TOTAL</b>		<b>509600</b>	<b>69.33</b>	<b>0</b>	<b>0.00</b>	<b>0.00</b>	<b>NIL</b>	<b>NIL</b>	<b>NIL</b>	<b>NIL</b>	<b>NIL</b>

\* The total number of shareholders under 'Promoter Group' is eight (8), which includes shares held by M/s Midopa Holdings Private Limited and M/s Lotte Trading and Allied Services Private Limited under two different ledger folios of each of them.

For Atlantic Commercial Company Ltd.

Authorised Signatory/Director

(I)(c)(i) Statement showing holding of securities (including shares, warrants, convertible securities) of persons belonging to the category "Public" and holding more than 1% of the total number of shares

Sr. No.	Name of the shareholder	Number of shares held	Shares as a percentage of total number of shares (i.e., Grand Total (A)+(B)+(C) indicated in Statement at para (I)(a) above}	Details of warrants		Details of convertible securities		Total shares (including underlying shares assuming full conversion of warrants and convertible securities) as a % of diluted share capital
				Number of warrants held	As a % total number of warrants of the same class	Number of convertible securities held	% w.r.t total number of convertible securities of the same class	
1	Shyam Sunder Kinger	10000	1.36	NIL	NIL	NIL	NIL	NIL
2	Ashwani Singhal	10000	1.36	NIL	NIL	NIL	NIL	NIL
3	Ashok Aggarwal	10000	1.36	NIL	NIL	NIL	NIL	NIL
4	Ashutosh Goel	10000	1.36	NIL	NIL	NIL	NIL	NIL
5	Anil Gupta	9850	1.34	NIL	NIL	NIL	NIL	NIL
6	N Gopala krishnan	9800	1.33	NIL	NIL	NIL	NIL	NIL
7	Shyam Sunder Gupta	9800	1.33	NIL	NIL	NIL	NIL	NIL
8	Varun Sarin	9800	1.33	NIL	NIL	NIL	NIL	NIL
9	Harish Chandra Singh	9500	1.29	NIL	NIL	NIL	NIL	NIL
10	Ravi S.Thakur	9350	1.27	NIL	NIL	NIL	NIL	NIL
11	Atul Tandon	9000	1.22	NIL	NIL	NIL	NIL	NIL
12	Ajay Kumar Khanna	8800	1.20	NIL	NIL	NIL	NIL	NIL
13	Anand Bhushan Batra	8700	1.18	NIL	NIL	NIL	NIL	NIL
14	Pawan Gupta	8650	1.18	NIL	NIL	NIL	NIL	NIL
15	S.N. Sharma	8500	1.16	NIL	NIL	NIL	NIL	NIL
16	Ashok Kumar	8200	1.12	NIL	NIL	NIL	NIL	NIL
17	Komal Kaushik	8000	1.09	NIL	NIL	NIL	NIL	NIL
18	Alka Sanbha	7800	1.06	NIL	NIL	NIL	NIL	NIL
19	Seema Khurana	7500	1.02	NIL	NIL	NIL	NIL	NIL
<b>TOTAL</b>		<b>173250</b>	<b>23.57</b>	<b>NIL</b>	<b>NIL</b>	<b>NIL</b>	<b>NIL</b>	<b>NIL</b>


For Atlantic Commercial Company Ltd.

Authorized Signatory/Director

**(I)(c)(ii) Statement showing holding of securities (including shares, warrants, convertible securities) of persons (together with PAC) belonging to the category "Public" and holding more than 5% of the total number of shares of the company**


Sr. No.	Name(s) of the shareholder(s) and the Persons Acting in Concert (PAC) with them	Number of shares	Shares as a percentage of total number of shares (i.e., Grand Total (A)+(B)+(C) indicated in Statement at para (I)(a) above)	Details of warrants		Details of convertible securities		Total shares (including underlying shares assuming full conversion of warrants and convertible securities) as a % of diluted share capital
				Number of warrants	As a % total number of warrants of the same class	Number of convertible securities held	% w.r.t total number of convertible securities of the same class	
1	NIL	0	NIL	NIL	NIL	NIL	NIL	NIL
<b>TOTAL</b>		<b>0</b>	<b>NIL</b>	<b>NIL</b>	<b>NIL</b>	<b>NIL</b>	<b>NIL</b>	<b>NIL</b>

For Atlantic Commercial Company Ltd.

  
 Authorised Signatory/Director

**(I)(d) Statement showing details of locked-in shares**

Sr. No.	Name of the shareholder	Number of locked-in shares	Locked-in shares as a percentage of total number of shares {i.e., Grand Total (A)+(B)+(C) indicated in Statement at para (I)(a) above}
1	NIL	NIL	NIL
<b>TOTAL</b>		<b>0</b>	<b>0.00</b>


For Atlantic Ocean Drilling Company Ltd.  
  
Authorized Signatory/Director



**(II)(a) Statement showing details of Depository Receipts (DRs)**

<b>Sr. No.</b>	<b>Type of outstanding DR (ADRs, GDRs, SDRs, etc.)</b>	<b>Number of outstanding DRs</b>	<b>Number of shares underlying outstanding DRs</b>	<b>Shares underlying outstanding DRs as a percentage of total number of shares {i.e., Grand Total (A)+(B)+(C) indicated in Statement at para (I)(a) above}</b>
1	NIL	NIL	NIL	NIL
<b>TOTAL</b>		<b>NIL</b>	<b>NIL</b>	<b>NIL</b>

For Atlantic Commercial Company Ltd.

  
Authorised Signatory/Director

**(II)(b) Statement showing holding of Depository Receipts (DRs), where underlying shares held by "promoter/promoter group" are in excess of 1% of the total number of shares**

Sr. No.	Name of the DR Holder	Type of outstanding DR (ADRs, GDRs, SDRs, etc.)	Number of shares underlying outstanding DRs	Shares underlying outstanding DRs as a percentage of total number of shares {i.e., Grand Total (A)+(B)+(C) indicated in Statement at para (I)(a) above}
1	NIL	NIL	NIL	NIL
<b>TOTAL</b>	<b>NIL</b>	<b>NIL</b>	<b>NIL</b>	<b>NIL</b>

For Atlantic Commercial Company Ltd.



Authorized Signatory/Director

**(III) (a) Statement showing the voting pattern of shareholders,  
if more than one class of share/securities is issued by the issuer.**

Category (I)	Category of shareholder (II)	Number of Voting Rights held in each class of securities			Total Voting Rights (III+IV+V) (VI)	Total Voting rights i.e. (VI)	
		Class X (III)	Class Y (IV)	Class Z (V)		As a % of (A+B) (VII)	As a % of (A+B+C) (VIII)
<b>(A)</b>	<b>Shareholding of Promoter and Promoter Group</b>						
<b>(1)</b>	<b>Indian</b>						
(a)	Individuals/ Hindu Undivided Family	NA	NA	NA	NA	NA	NA
(b)	Central Government/ State Government(s)	NA	NA	NA	NA	NA	NA
(c)	Bodies Corporate	NA	NA	NA	NA	NA	NA
(d)	Financial Institutions/ Banks	NA	NA	NA	NA	NA	NA
(e)	Any Others(Specify)	NA	NA	NA	NA	NA	NA
	<b>Sub Total(A)(1)</b>	NA	NA	NA	NA	NA	NA
<b>(2)</b>	<b>Foreign</b>						
(a)	Individuals (Non-Residents Individuals/ Foreign Individuals)	NA	NA	NA	NA	NA	NA
(b)	Bodies Corporate	NA	NA	NA	NA	NA	NA
(c)	Institutions	NA	NA	NA	NA	NA	NA
(d)	Any Others(Specify)	NA	NA	NA	NA	NA	NA
	<b>Sub Total(A)(2)</b>	NA	NA	NA	NA	NA	NA
	<b>Total Shareholding of Promoter and Promoter Group (A)= (A)(1)+(A)(2)</b>	NA	NA	NA	NA	NA	NA

For Atlantic Commercial Company Ltd.



Authorised Signatory/Director

<b>(B)</b>	<b>Public shareholding</b>						
<b>(1)</b>	<b>Institutions</b>						
(a)	Mutual Funds/ UTI	NA	NA	NA	NA	NA	NA
(b)	Financial Institutions / Banks	NA	NA	NA	NA	NA	NA
(c)	Central Government/ State Government(s)	NA	NA	NA	NA	NA	NA
(d)	Venture Capital Funds	NA	NA	NA	NA	NA	NA
(e)	Insurance Companies	NA	NA	NA	NA	NA	NA
(f)	Foreign Institutional Investors	NA	NA	NA	NA	NA	NA
(g)	Foreign Venture Capital Investors	NA	NA	NA	NA	NA	NA
(h)	Any Other (specify)	NA	NA	NA	NA	NA	NA
	<b>Sub-Total (B)(1)</b>	NA	NA	NA	NA	NA	NA
<b>(2)</b>	<b>Non-institutions</b>						
(a)	Bodies Corporate	NA	NA	NA	NA	NA	NA
(b)	Individuals	NA	NA	NA	NA	NA	NA
	Individuals -i. Individual shareholders holding nominal share capital up to Rs 1 lakh	NA	NA	NA	NA	NA	NA
	ii. Individual shareholders holding nominal share capital in excess of Rs. 1 lakh.	NA	NA	NA	NA	NA	NA
(c)	Any Other (specify)	NA	NA	NA	NA	NA	NA
	<b>Sub-Total (B)(2)</b>	NA	NA	NA	NA	NA	NA
	<b>Total Public Shareholding (B)= (B)(1)+(B)(2)</b>	NA	NA	NA	NA	NA	NA
	<b>TOTAL (A)+(B)</b>	NA	NA	NA	NA	NA	NA
<b>(C)</b>	<b>Shares held by Custodians and against which Depository Receipts have been issued</b>	NA	NA	NA	NA	NA	NA
	<b>GRAND TOTAL (A)+(B)+(C)</b>	NA	NA	NA	NA	NA	NA

For Abanco Chemicals India Private Limited.

Signature of Signatory Director